

Notice to Customers

- This unit is manufactured with precision elements.
- Pay attention to protection against dampness.
- Prevent the hard object from scratching LCD surface.
- LCD may have a few color dots, which is common for the matrix display technology, and doesn't indicate defects or fault.

ATTENTION:
FOR YOUR SAFETY, PLEASE DON'T
OPERATE OR WATCH DISPLAY WHILE
DRIVING.

T ***VIEW***

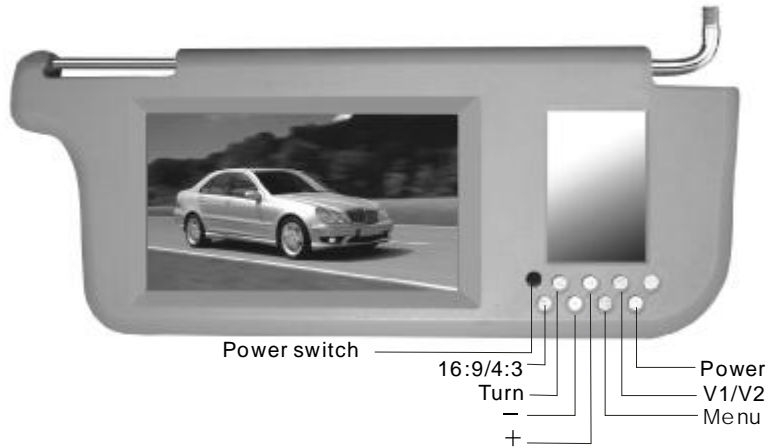
T71SV

TFT LCD SUN VISOR MONITOR



USER'S MANUAL

Control panel



Performance parameter

Type:TFT LCD Monitor

Display size:7"

Display format:16:9 or 4:3

Power:About 5W

Power supply:DC 12V

System:NTSC/PAL/SECAM

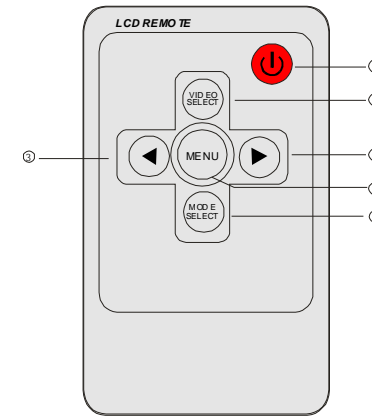
Operation temperature:-5°C ~+40°C

Pixel:480(W)×R/G/B×234(H)=336960

Overall dimension:26mm(H)x147mm(L)x376mm(W)

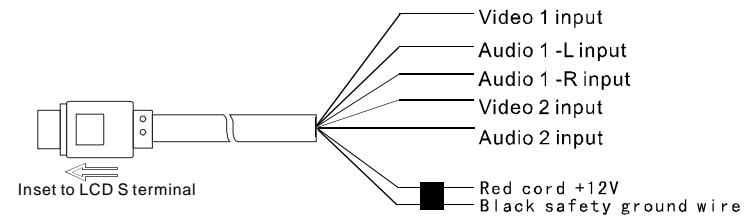
Weight:about 667g

Remote control



- ① Power Button (⏻)
- ② Menu Button
- ③ Menu - Button
- ④ Menu + Button
- ⑤ Video select : Video 1/Video 2
- ⑥ MODE Select

Method of wiring



Notes:

- I , Please make the remote control align the infrared-receiving window when you operate it
- II ,please not oppress, drop,moisten or dispatch remote control
- III,please not press the key continuously,the gap time atleast is 2 seconds after it's operated.